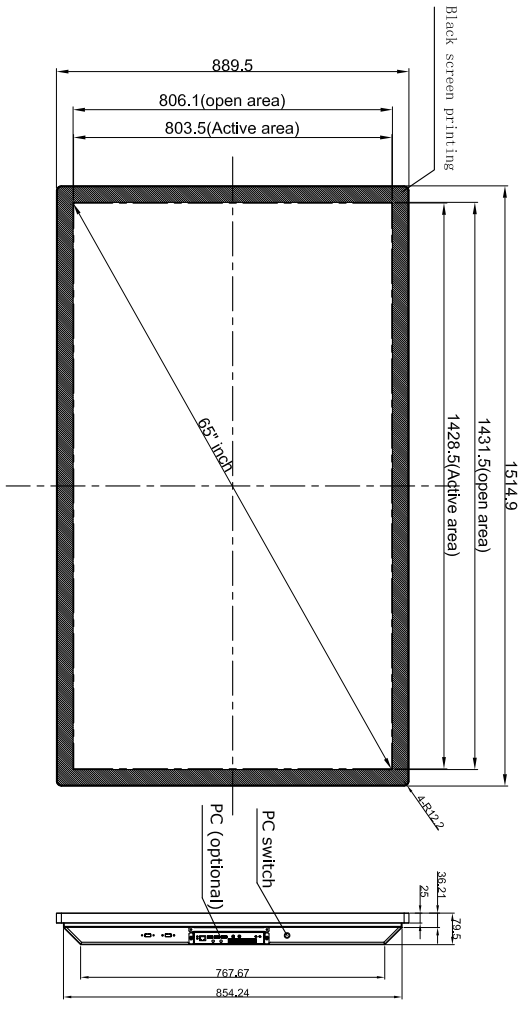
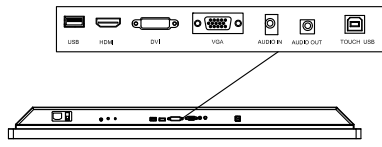
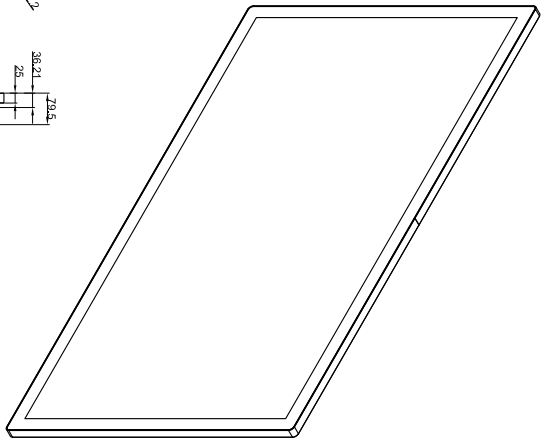
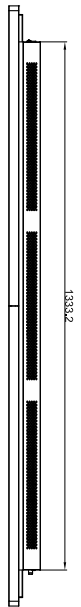


B

B



Tolerance Table	
Dimension Range	Tolerance(mm)
Under 25 mm	0.1
25-1-100 mm	0.2
100-1-250 mm	0.4
250-1-400 mm	0.8
400-1-500 mm	1.5
500-1-630 mm	2.0
630-1-800 mm	2.5

A

A

TOLERANCING

UNLESS OTHERWISE SPECIFIED ALL DIMS ARE mm

X ±0.2 RADIUS ±0.15

XX ±0.1 ANGLES ±0.5°

DO NOT SCALE DRAWING

Title: WTM650U-WU

Design: Material: SPCC

Date: 2017.12.13

Scale: NTS

Rev Date

Description

By

Dwg.No:

Ver: 01

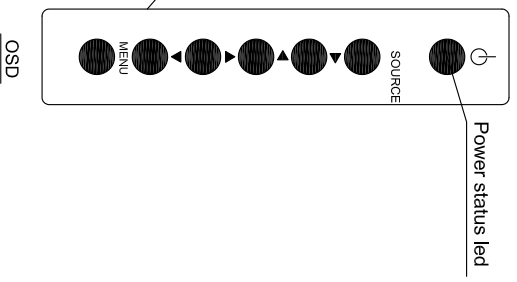
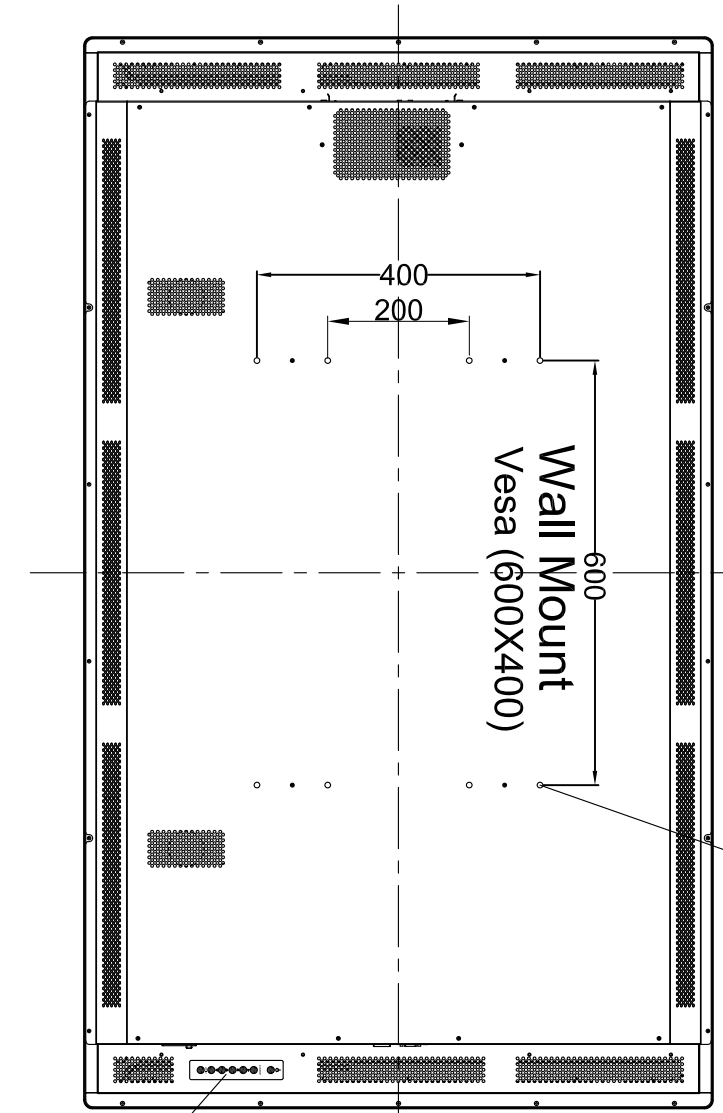


2

1

8-M8 H≤20mm

Wall Mount
Vesa (600X400)



A

B

A

B

Tolerance Table	
Dimension Range	Tolerance(mm)
Under 25 mm	0.1
25-1-100 mm	0.2
100-1-250 mm	0.4
250-1-400 mm	0.8
400-1-500 mm	1.5
500-1-630 mm	2.0
630-1-800 mm	2.5

TOLERANCING

UNLESS OTHERWISE SPECIFIED ALL DIMS ARE mm

X ±0.2 RADIUS ±0.15

XX ±0.1 ANGLES ±0.5°

DO NOT SCALE DRAWING

Title: **WTM650U-WU**

Design: Material: SPCC

Date: 2017.12.13

Dwg.No:

Scale: NTS

Sheet: 2 of 2

Ver.: 01



Rev	Date	Description	By

2

1