

2

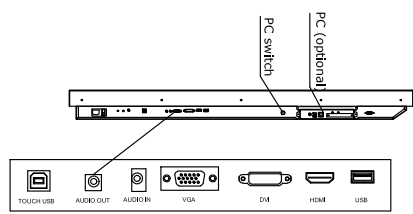
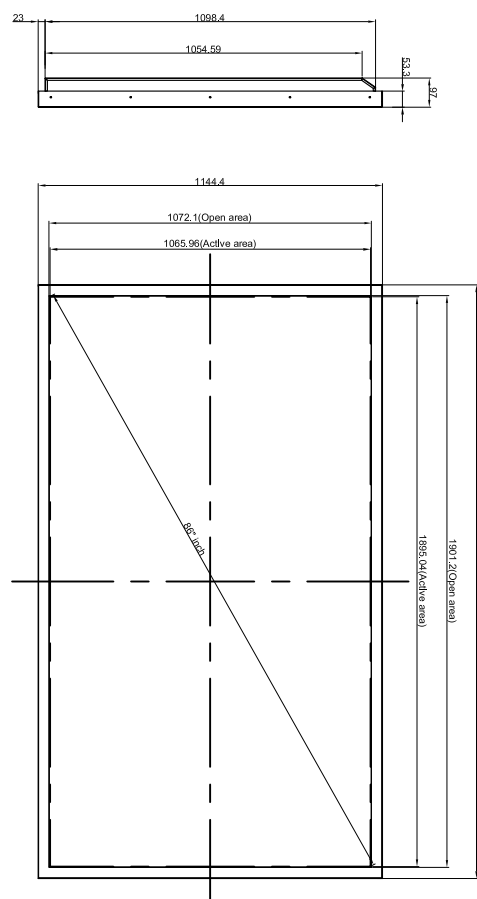
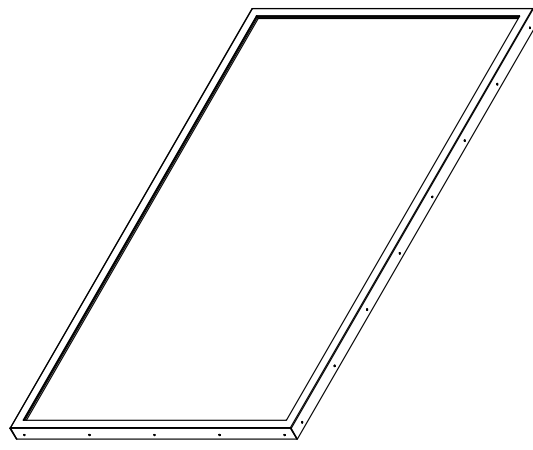
1

B

B

A

A



Tolerance Table

Dimension Range	Tolerance(mm)
Under 25 mm	0.1
25.1-100 mm	0.2
100.1-250 mm	0.4
250.1-400 mm	0.8
400.1-500 mm	1.5
500.1-630 mm	2.0
630.1-800 mm	2.5

TOLERANCING

UNLESS OTHERWISE SPECIFIED ALL DIMS ARE mm

X ±0.2

RADIUS ±0.15

XX ±0.1

ANGLES ±0.5°

DO NOT SCALE DRAWING

Rev	Date	Description	By

2

1

Title: 86

Design: Material: SPCC

Date: 2017.12.13

Scale: NTS

Dwg No:

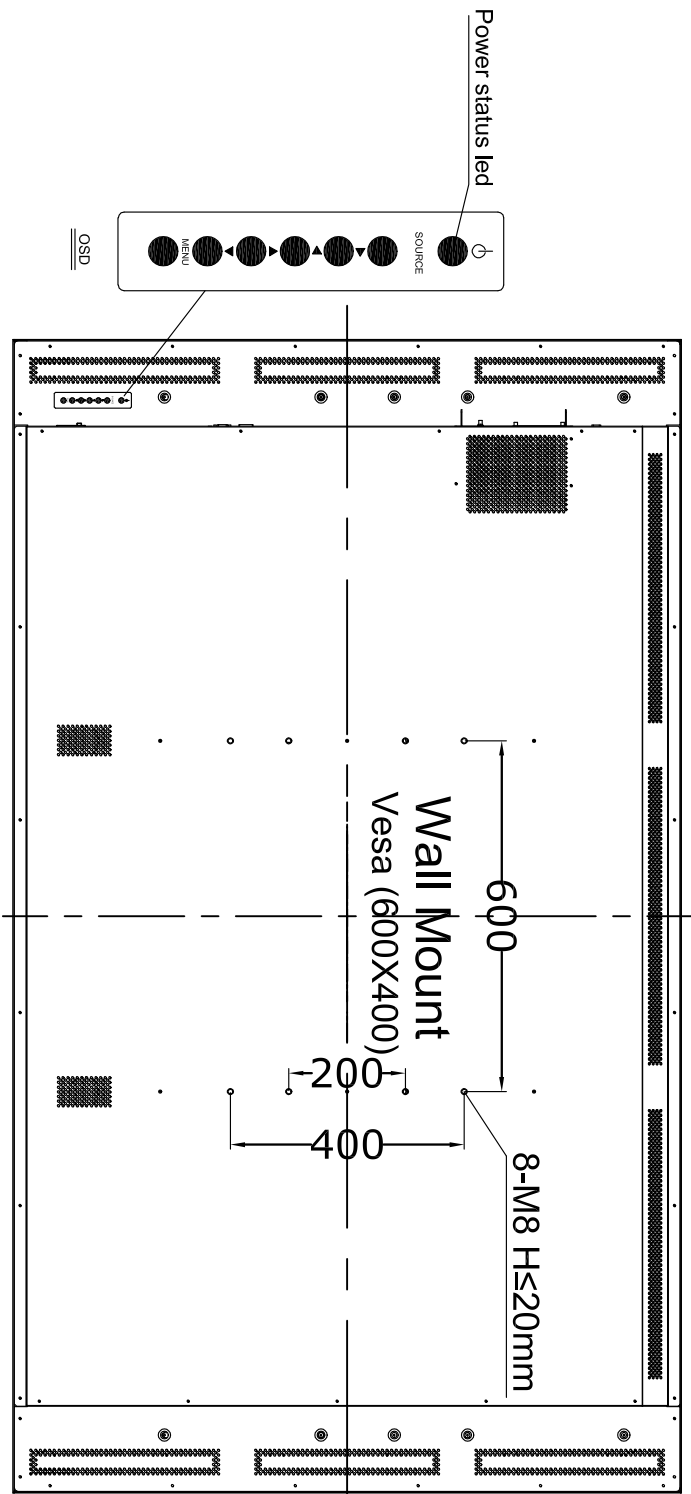
Sheet: 1 of 2

Var: 01

THANKS FOR YOUR ORDER

2

1



Tolerance Table	
Dimension Range	Tolerance(mm)
Under 25 mm	0.1
25.1-100 mm	0.2
100.1-250 mm	0.4
250.1-400 mm	0.8
400.1-500 mm	1.5
500.1-630 mm	2.0
630.1-800 mm	2.5

TOLERANCING

UNLESS OTHERWISE SPECIFIED ALL DIMS ARE mm

X ±0.2

RADIUS ±0.15

.XX ±0.1

ANGLES
±0.5°

DO NOT SCALE DRAWING

Title: 86

Design:

Material: SPCC

Date: 2017.12.13

Scale: NTS

Dwg No:

Sheet: 2 of 2

Var: 01



Rev	Date	Description	By

2

1