

2

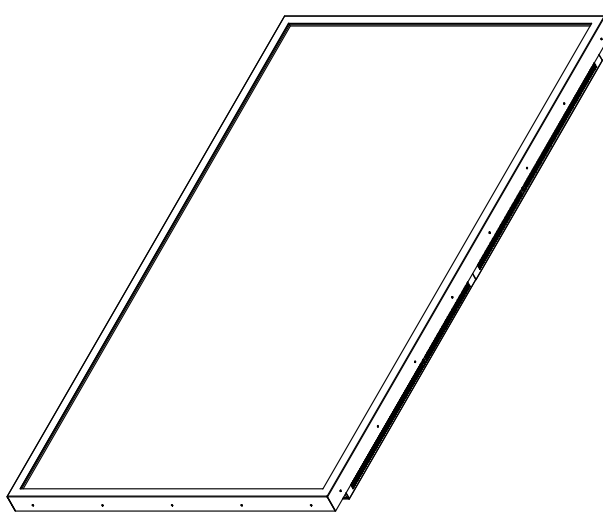
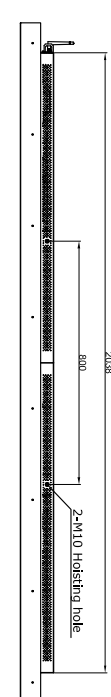
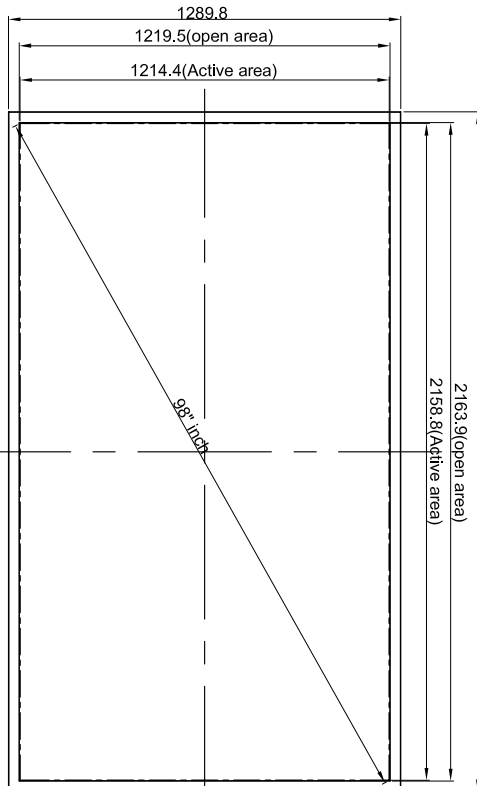
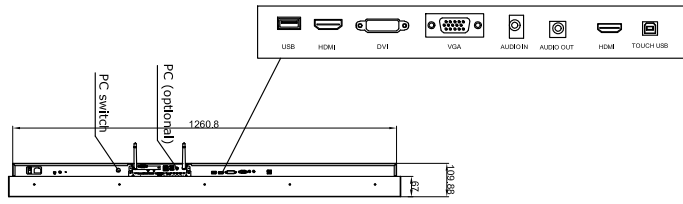
1

B

A

B

A



**Tolerance Table**

Dimension Range	Tolerance(mm)
Under 25 mm	0.1
25.1-100 mm	0.2
100.1-250 mm	0.4
250.1-400 mm	0.8
400.1-500 mm	1.5
500.1-630 mm	2.0
630.1-800 mm	2.5

**TOLERANCING**

UNLESS OTHERWISE SPECIFIED ALL DIMS ARE mm

X ±0.2

RADIUS ±0.15

.XX ±0.1

ANGLES ±0.5°

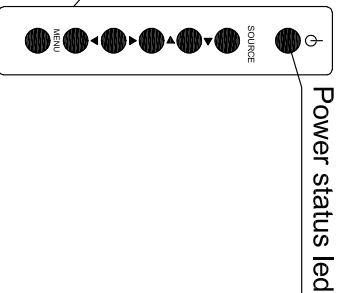
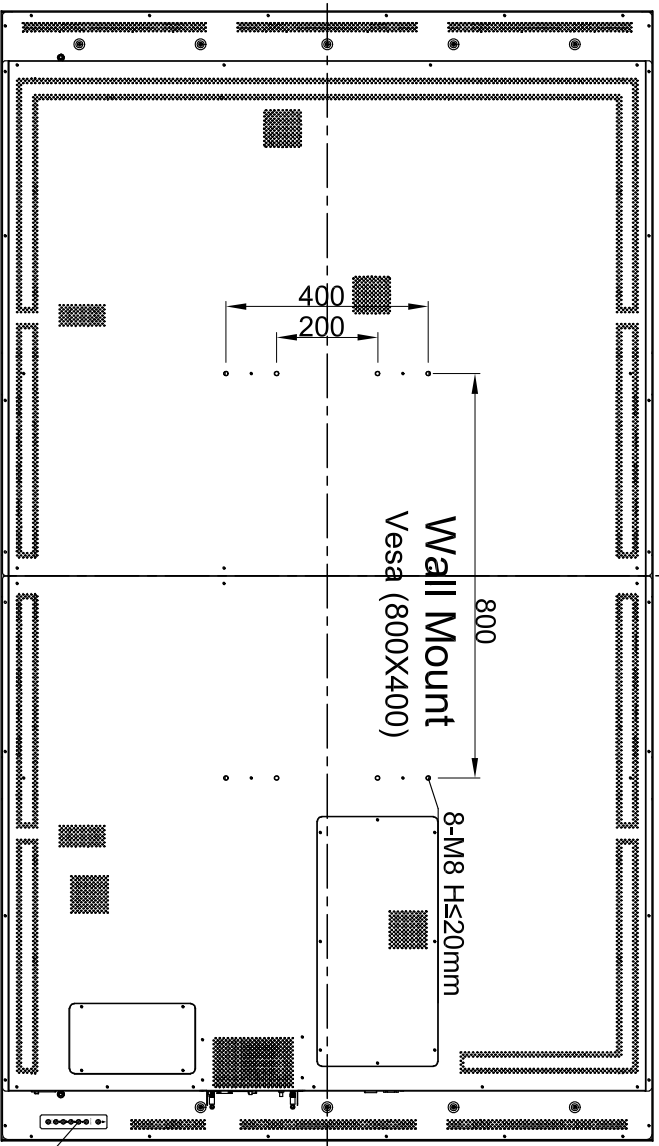
DO NOT SCALE DRAWING

<b>Title:</b> 98		<b>Scale:</b> NTS	
<b>Design:</b>	Material: SPCC	<b>Sheet:</b> 1 of 2	
<b>Date:</b> 2017.12.13		<b>Var:</b> 01	
<b>Dwg No:</b> TZC98.1			

Rev	Date	Description	By

2

1



Tolerance Table	
Dimension Range	Tolerance(mm)
Under 25 mm	0.1
25.1-100 mm	0.2
100.1-250 mm	0.4
250.1-400 mm	0.8
400.1-500 mm	1.5
500.1-630 mm	2.0
630.1-800 mm	2.5

**TOLERANCING**

UNLESS OTHERWISE SPECIFIED ALL DIMS ARE mm

X ±0.2 RADIUS ±0.15

XX ±0.1 ANGLES ±0.5°

DO NOT SCALE DRAWING

<b>Title: 98</b>		Material: SPCC		Scale: NTS	
Design:	2017.12.13	Sheet:	2 of 2		
Date:		Var:	01		
<b>Dwg No: TZC98.1</b>					

Rev	Date	Description	By

2

1